

Maybank CFD 2FA - Instruction Guide

It is currently optional to register your mobile device as a 2FA token.

After logging in to IRESS platform with your USER and Password, you may continue without 2FA, otherwise please follow the steps from Step 2 - Set Up 2FA to set up your mobile device as a 2FA token. You will have to download the Okta Verify App on your mobile device to activate.

1. Continue Without 2FA

- Click on 'Continue without Two-Factor Authentication (2FA)'.
- You will be able to log in to the IRESS platform.



Welcome [iresstest2fa@kimeng](#)! [[Log Off](#)]

Continue without Two-Factor Authentication (2FA)

To "Continue without 2FA", I/we understand the [2FA Risk Awareness Statement](#) and accept the acknowledgement of Single Factor Authentication.

Set up Two-Factor Authentication (2FA)

2. Setting Up Your 2FA

- Click on 'Set up Two-Factor Authentication (2FA)'.



Welcome [iresstest2fa@kimeng](#)! [[Log Off](#)]

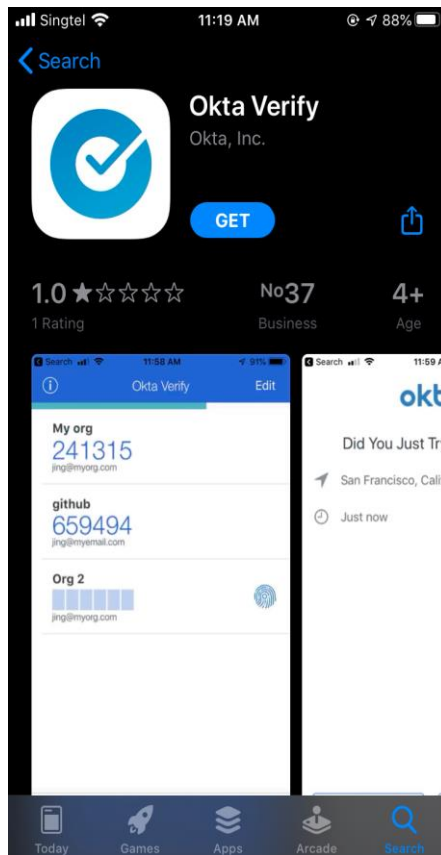
Continue without Two-Factor Authentication (2FA)

To "Continue without 2FA", I/we understand the [2FA Risk Awareness Statement](#) and accept the acknowledgement of Single Factor Authentication.

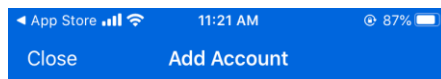
Set up Two-Factor Authentication (2FA)

3. To Register for 2nd Factor Authentication (2FA) With Okta Verify App

- Download Okta Verify using your mobile device on the [App Store](#) or [Google Play Store](#).

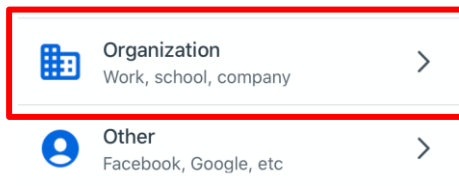


- Open the Okta Verify app and click on 'Get Started'.
- Click on 'Organization' as the Account Type.



Choose Account Type

Choose the type of account you would like to add



- Scan the QR code shown in the web browser upon login, and enter the one-time password (OTP) generated by OKTA Verify.



Welcome **iresstest2fa2@kimeng!** [[Log Off](#)]

Setup Two-Factor Authentication (2FA) with OKTA Verify

Step 1: Download the OKTA Verify application on your mobile device.

Step 2: Please scan the QR code using the OKTA Verify application.



Step 3: Enter one-time password (OTP) generated by OKTA Verify

Next

Cancel

- The account should be added successfully

Take Note:-

1. You can download the Okta Verify app on multiple mobile devices but only link to 1 mobile device. To link it to your new mobile device, you will have to unlink from your existing linked mobile device.
2. To unlink your 2FA, please inform your Trading Representative.